

MY INSITE MEMBER PORTAL - Useful Information



My InSite allows current and former members (deferred and pensioner) to access your personal account online and view, change and obtain information at your convenience.

The chart below shows the key features of the My InSite portal.

	Current member	Deferred member	Pensioner
Access to My InSite	✓	✓	✓
Key Features			
Read about Life and Employment changes	✓	✓	✓
View and change personal information	✓	✓	✓
View and change beneficiary information	✓	✓	✓
View documents sent to, or received from, the Plan	✓	✓	✓
Download and upload selected documents	✓	✓	✓
View contributions to the Plan	✓	✓	
Request a Pension Application	✓	✓	
Use the Pension Estimate Calculator	✓	✓	
▪ With projected contributions	✓		
View payments received from the Plan			✓

My Profile

In the My Profile page, members can change personal information such as marital status, home or mailing address, primary or secondary phone number, and email address.

My Beneficiaries

In the My Beneficiaries page, members can add or remove beneficiaries and edit information for existing beneficiaries.

My Documents

In the My Documents page, members can view and print historical documents sent to, or received from, the Plan. Certain documents can be downloaded for completion and uploaded to send to InBenefits.

Pension Estimate Calculator

If you are an active or deferred member, the Pension Estimate Calculator allows you to calculate your pension benefit at age 55 or later using your contributions as of the calculation date. Certain active members can also calculate their pension benefit using their current and projected contributions.

Request Pension Application

If you are an active or deferred member, and you are over age 55, you can request a Pension Application using the portal, normally two to three months before your anticipated retirement date.



Have any questions?

Call InBenefits at 905-889-6200 or toll free at 1-800-287-4816. Select Option 1.

(See reverse side)

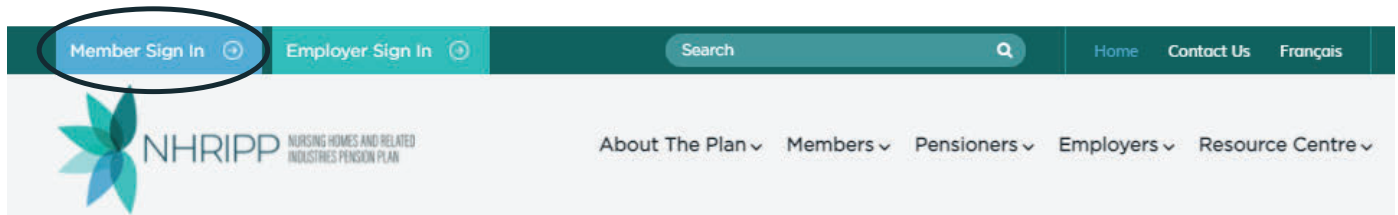
Getting Started Guide

The My InSite member portal supports the current versions of Chrome, Edge, Firefox and Safari. Internet connectivity is necessary and functions will perform faster with larger bandwidth and upgraded system components.



Setting up your account


1. If you are an eligible member as per the chart on the reverse side, click on the Member Sign In button at www.nhripp.ca to access the My InSite portal.



2. In the portal Sign In page, click on Set Up Account.
3. In the Set Up Account page, you will require your email address, your member id number, the last five digits of your Social Insurance Number and your date of birth. Enter this information in the required fields and click on the Submit button.
4. A temporary password will be sent to your email address after you have set up your account.
5. Return to the Sign In page.

Sign in to My InSite

Nursing Homes and Related Industries Pension Plan

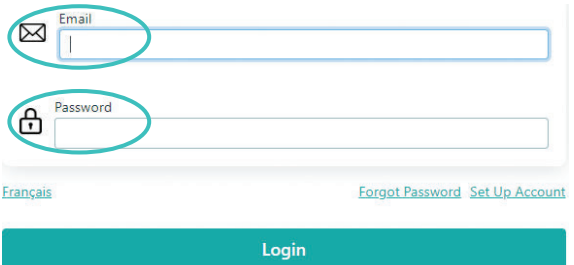


Signing in to My InSite

1. Click on the Member Sign In button at www.nhripp.ca to access the My InSite portal. (see above)
2. In the portal Sign In page, enter your email address and password (temporary password for a first-time user) and click on Login.

Sign in to My InSite

Nursing Homes and Related Industries Pension Plan



Now you're in control!



Need Help

Call InBenefits at 905-889-6200 or toll free at 1-800-287-4816. Select Option 1.